

the *easy* guide to *tie quilting*

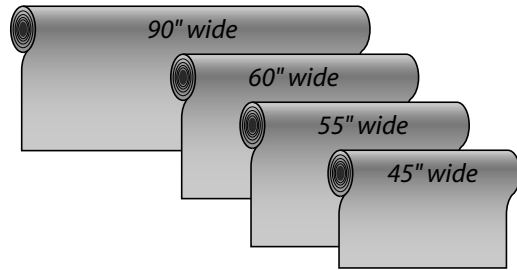
Tools & Materials

- Scissors
- Quilting Pins
- Bonded Batting
- Staple Gun
- Needle Nose Pliers
- Sewing Machine
- Large Yarn Needles
- Yardstick
- Clamps
- Flannel
- Fabric
- 4 Ply Yarn
- Thread

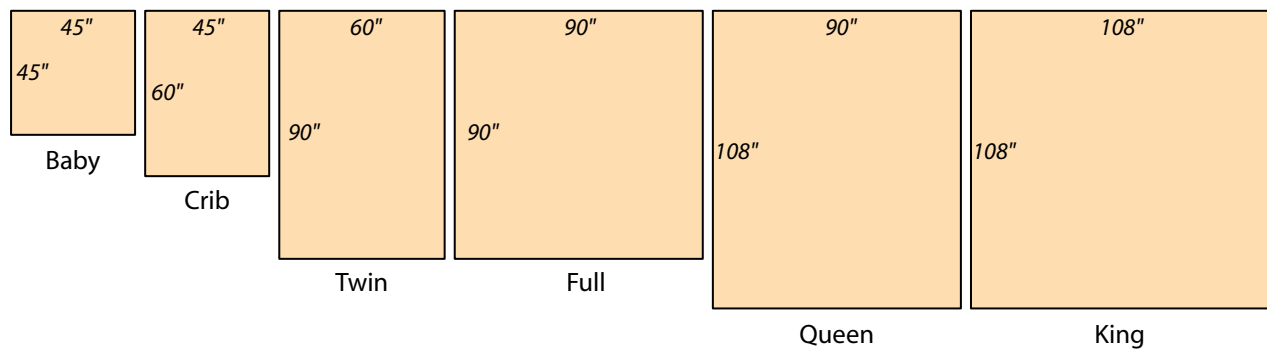
average finished sizes

STYLE	Size in Inches*	Size in Meters*
	wide x long	wide x long
Baby	45" x 45"	1.15 x 1.15
Crib	45" x 60"	1.15 x 1.53
Twin	60" x 90"	1.53 x 2.29
Full	90" x 90"	2.29 x 2.29
Queen	90" x 108"	2.29 x 2.75
King	108" x 108"	2.75 x 2.75

average widths of fabric sold in stores

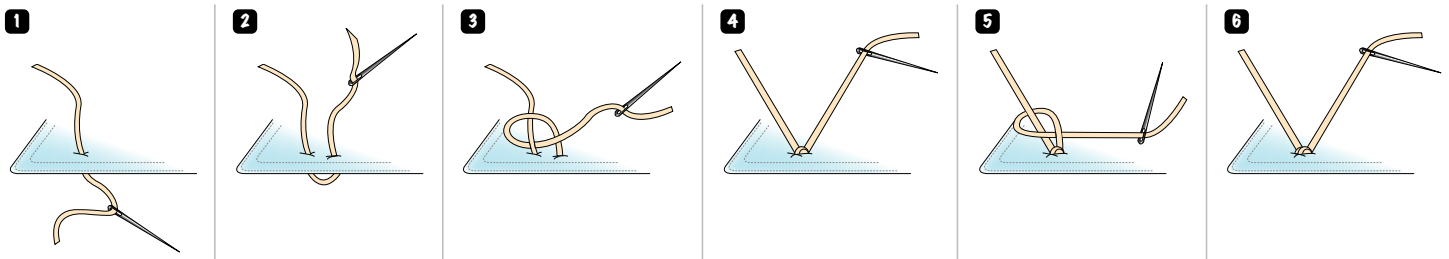


* There's no national standard for these sizes. All styles can vary several inches. The measurements we give are an average. You may want to take your own measurements depending on how you like the quilt to hang.



If your fabric is not wide enough to make a quilt, you can join pieces together. Most people prefer not to have a seam running down the center of the quilt. It's just a matter of personal preference. Bed sheets are often used for quilting. This may be another option for you. Several quilting stores will sell quilting fabric that comes 90" wide.

How to tie a Square Knot



A Running Square Knot

